



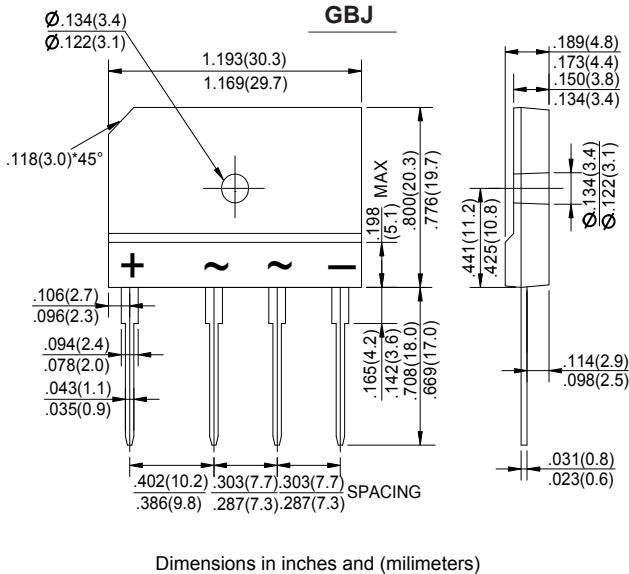
GBJ15005 THRU GBJ1510

SILICON BRIDGE RECTIFIERS

Reverse Voltage - 50 to 1000 Volts Forward Current - 15.0 Amperes

FEATURES

- ◆ Rating to 1000V PRV
- ◆ Ideal for printed circuit board
- ◆ Low forward voltage drop, high current capability
- ◆ Reliable low cost construction utilizing molded plastic technique results in inexpensive product
- ◆ The plastic material has U/L flammability classification 94V-0



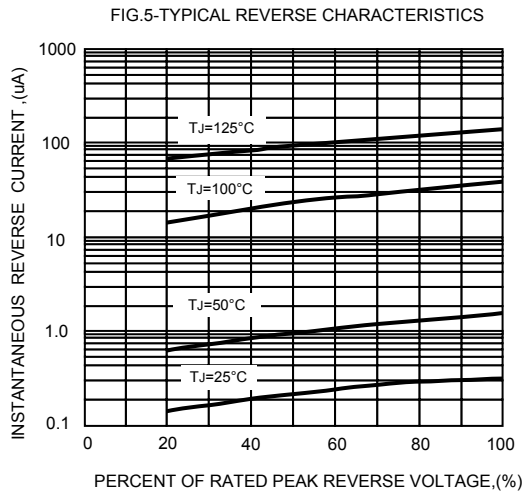
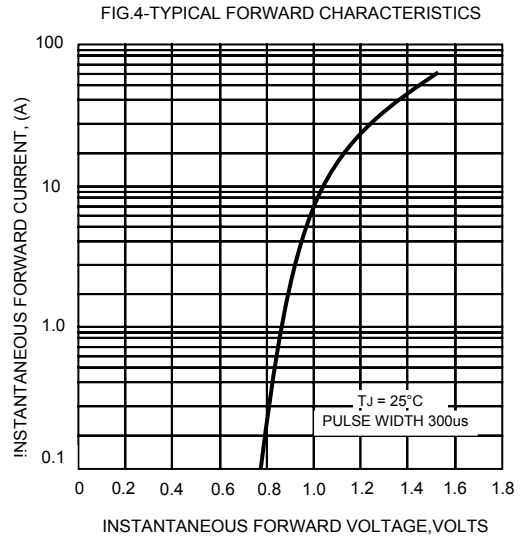
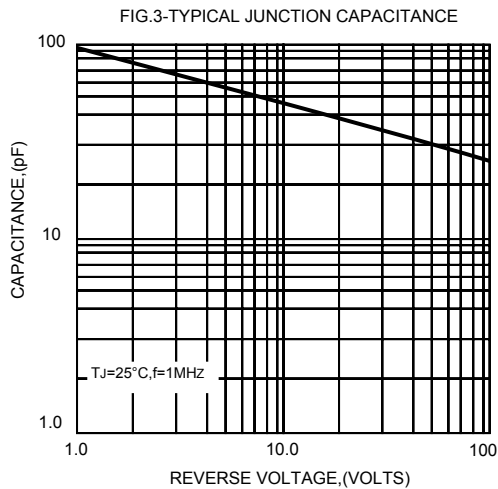
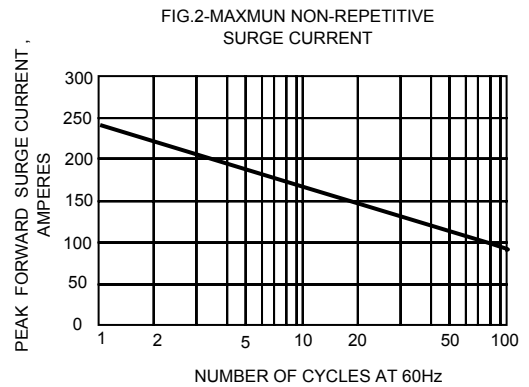
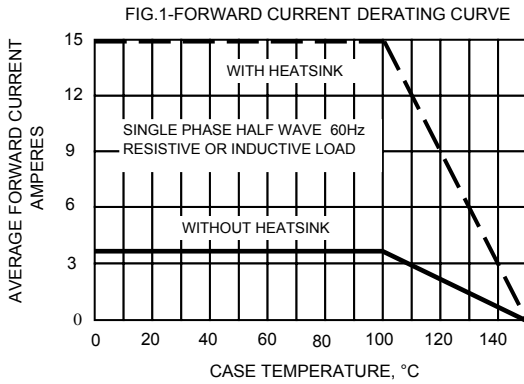
MAXIMUM RATINGS AND ELECTRICAL CHARACTERISTICS

Ratings at 25°C ambient temperature unless otherwise specified.
Single phase half-wave 60Hz, resistive or inductive load, for capacitive load current derate by 20%.

TWGMC Catalog Number	SYMBOLS	GBJ 15005	GBJ 1501	GBJ 1502	GBJ 1504	GBJ 1506	GBJ 1508	GBJ 1510	UNITS
Maximum repetitive peak reverse voltage	V_{RRM}	50	100	200	400	600	800	1000	VOLTS
Maximum RMS voltage	V_{RMS}	35	70	140	280	420	560	700	VOLTS
Maximum DC blocking voltage	V_{DC}	50	100	200	400	600	800	1000	VOLTS
Maximum Average Forward (with heatsink Note 2) Rectified Current @ $T_C = 100^\circ C$ (without heatsink)	$I_{(AV)}$	15.0 3.7						Amps	
Peak forward surge current 8.3ms single half sine-wave superimposed on rated load (JEDEC Method)	I_{FSM}	240						Amps	
Maximum instantaneous forward voltage drop per bridge element at 7.5A	V_F	1.0						Volts	
Maximum DC reverse current $T_J = 25^\circ C$ at rated DC blocking voltage $T_J = 125^\circ C$	I_R	10 0.5						μA mA	
It Rating for Fusing ($t < 8.3ms$)	$I^2 t$	240						$A^2 s$	
Typical Junction Capacitance (Note 1)	C_J	60						pF	
Typical Thermal Resistance (Note 2)	$R_{\theta JC}$	0.8						$^\circ C/W$	
Operating junction temperature range	T_J	-55 to +150						$^\circ C$	
storage temperature range	T_{STG}	-55 to +150						$^\circ C$	

- NOTES: 1. Measured at 1.0MHz and applied reverse voltage of 4.0V DC.
2. Device mounted on 75mm*75mm*1.6mm Cu plate heatsink.
3. The typical data above is for reference only (典型值仅供参考).

RATINGS AND CHARACTERISTIC CURVES GBJ15005 THRU GBJ1510



The cruve graph is for reference only, can't be the basis for judgment(曲线图仅供参考)!